

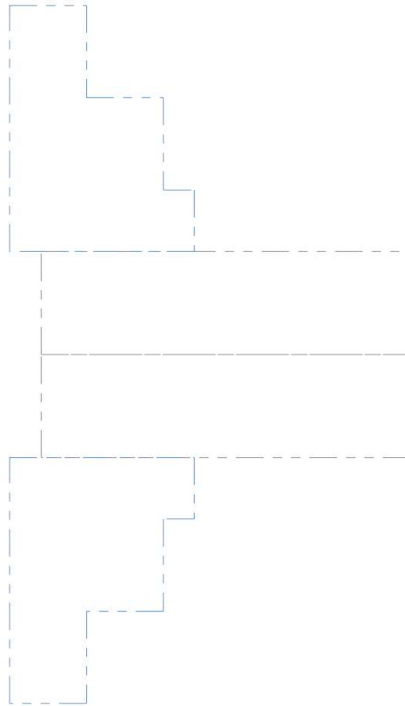


GENERAL INFORMATION

REVISION: A

[illegible]

STOCK INFO



CHUCK (LEFT):	YES
GRIP LENGTH:	0.0
HEIGHT:	2.0
WIDTH:	1.5
THICKNESS:	0.625
REFERENCE:	X-0.75, Z0.8365
HSTEP:	0.25
VSTEP:	0.5

CHUCK (RIGHT):	NO
GRIP LENGTH:	NA
HEIGHT:	NA
WIDTH:	NA
THICKNESS:	NA
REFERENCE:	NA
HSTEP:	NA
VSTEP:	NA

STOCK (LEFT):	YES
OUTSIDE DIAMETER:	1.673
INSIDE DIAMETER:	0.0
LENGTH:	3.0
Z REFERENCE:	1.007

STOCK (RIGHT):	NO
OUTSIDE DIAMETER:	NA
INSIDE DIAMETER:	NA
LENGTH:	NA
Z REFERENCE:	NA

C:\USERS\IMG\DOCUMENTS\MY MCAM2019\LATHE\NC\I.T.NCI

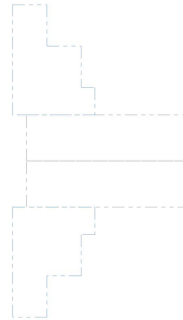
CYCLE TIME: 0 HOURS, 2 MINUTES, 48 SECONDS

OPERATION LIST

OPERATION INFO 1 - Lathe Face

CYCLE TIME: 0 HOURS, 0 MINUTES, 2 SECONDS
COMMENT:

SPINDLE SPEED: 400 CSS
FAST FEED: 0.012 inch/rev
SLOW FEED: 0.0045 inch/rev
STOCK TO LEAVE (X): NA
STOCK TO LEAVE (Z): 0.0
RETRACT ACTIVE: NO
ENTRY ACTIVE: NO
COOLANT: Flood



TOOL INFO T0101: General Turning Tool - SCLCR 16-3D [CCMT 32.52]

TOP TURRET: YES
ACTIVE SPINDLE: Left
SPINDLE DIRECTION: CCW
SPINDLE SPEED: 400 CSS
FAST FEED: 0.012 inch/rev
SLOW FEED: 0.0045 inch/rev
OFFSET: 1
OFFSET (BACK): NA
INSERT UP: NO
COOLANT: Flood
TIME: 00:00:02

HOLDER: SCLCR 16-3D
LENGTH: 6.0
WIDTH: 1.25
ORIENTATION: Vertical ANGLE: 0.0
HAND: Right

INSERT: CCMT 32.52
SHAPE: C (80 deg. diamond)
RADIUS: 0.0313
MATERIAL: Carbide

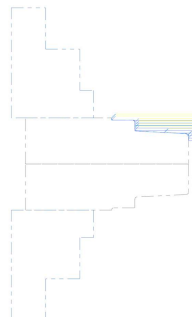


OPERATION INFO

2 - Lathe Rough

CYCLE TIME: 0 HOURS, 0 MINUTES, 33 SECONDS
COMMENT:

SPINDLE SPEED: 400 CSS
FAST FEED: 0.0158 inch/rev
SLOW FEED: 0.0079 inch/rev
STOCK TO LEAVE (X): 0.01
STOCK TO LEAVE (Z): 0.005
RETRACT ACTIVE: NO
ENTRY ACTIVE: NO
COOLANT: Flood



TOOL INFO

T0101: General Turning Tool - SCLCR 16-3D [CCMT 32.52]

TOP TURRET: YES
ACTIVE SPINDLE: Left
SPINDLE DIRECTION: CCW
SPINDLE SPEED: 400 CSS
FAST FEED: 0.0158 inch/rev
SLOW FEED: 0.0079 inch/rev
OFFSET: 1
OFFSET (BACK): NA
INSERT UP: NO
COOLANT: Flood
TIME: 00:00:33

HOLDER: SCLCR 16-3D
LENGTH: 6.0
WIDTH: 1.25
ORIENTATION: Vertical ANGLE: 0.0
HAND: Right

INSERT: CCMT 32.52
SHAPE: C (80 deg. diamond)
RADIUS: 0.0313
MATERIAL: Carbide

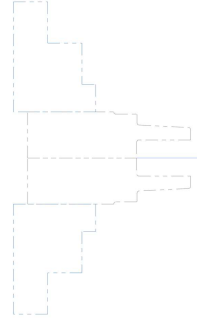


OPERATION INFO

3 - Lathe Drill

CYCLE TIME:	0 HOURS, 0 MINUTES, 15 SECONDS
COMMENT:	

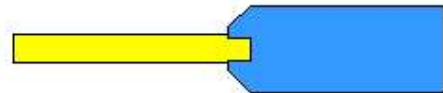
SPINDLE SPEED:	1450 RPM
FAST FEED:	0.0032 inch/rev
SLOW FEED:	0.0 inch/min
STOCK TO LEAVE (X):	0.0
STOCK TO LEAVE (Z):	0.0
RETRACT ACTIVE:	NO
ENTRY ACTIVE:	NO
COOLANT:	Flood



TOOL INFO

T2020: Drilling Tool - Lathe Tool #310

TOP TURRET:	NO
ACTIVE SPINDLE:	Left
SPINDLE DIRECTION:	CCW
SPINDLE SPEED:	1450 RPM
FAST FEED:	0.0032 inch/rev
SLOW FEED:	0.0 inch/min
OFFSET:	20
OFFSET (BACK):	NA
INSERT UP:	YES
COOLANT:	Flood
TIME:	00:00:15



HOLDER:	
LENGTH:	10.0
WIDTH:	2.0
ORIENTATION:	Horizontal
HAND:	Right
ANGLE:	0.0



DRILL:	End Mill
DIAMETER:	0.656
TIP ANGLE:	118.0
MATERIAL:	Carbide

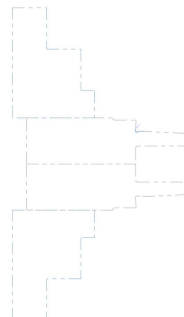


OPERATION INFO

4 - Lathe Finish

CYCLE TIME: 0 HOURS, 0 MINUTES, 3 SECONDS
COMMENT:

SPINDLE SPEED: 600 CSS
FAST FEED: 0.003 inch/rev
SLOW FEED: 0.0039 inch/rev
STOCK TO LEAVE (X): 0.0
STOCK TO LEAVE (Z): 0.0
RETRACT ACTIVE: NO
ENTRY ACTIVE: NO
COOLANT: Flood



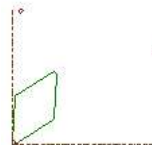
TOOL INFO

T0202: General Turning Tool - PDJNR 2525M 11 [R04]

TOP TURRET: YES
ACTIVE SPINDLE: Left
SPINDLE DIRECTION: CCW
SPINDLE SPEED: 600 CSS
FAST FEED: 0.003 inch/rev
SLOW FEED: 0.0039 inch/rev
OFFSET: 2
OFFSET (BACK): NA
INSERT UP: NO
COOLANT: Flood
TIME: 00:00:03

HOLDER: PDJNR 2525M 11
LENGTH: 150.0
WIDTH: 32.0
ORIENTATION: Vertical ANGLE: 0.0
HAND: Right

INSERT: DNMG 11 04 04
SHAPE: D (55 deg. diamond)
RADIUS: 0.0157
MATERIAL: Carbide

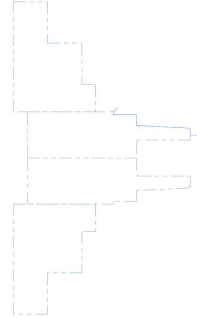


OPERATION INFO

5 - Lathe Finish

CYCLE TIME:	0 HOURS, 0 MINUTES, 21 SECONDS
COMMENT:	

SPINDLE SPEED:	600 CSS
FAST FEED:	0.003 inch/rev
SLOW FEED:	0.0039 inch/rev
STOCK TO LEAVE (X):	0.0
STOCK TO LEAVE (Z):	0.0
RETRACT ACTIVE:	NO
ENTRY ACTIVE:	NO
COOLANT:	Flood



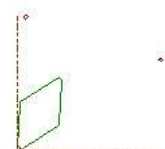

TOOL INFO

T0202: General Turning Tool - PDJNR 2525M 11 [R04]

TOP TURRET:	YES
ACTIVE SPINDLE:	Left
SPINDLE DIRECTION:	CCW
SPINDLE SPEED:	600 CSS
FAST FEED:	0.003 inch/rev
SLOW FEED:	0.0039 inch/rev
OFFSET:	2
OFFSET (BACK):	NA
INSERT UP:	NO
COOLANT:	Flood
TIME:	00:00:21

HOLDER:	PDJNR 2525M 11		
LENGTH:	150.0		
WIDTH:	32.0		
ORIENTATION:	Vertical	ANGLE:	0.0
HAND:	Right		

INSERT:	DNMG 11 04 04
SHAPE:	D (55 deg. diamond)
RADIUS:	0.0157
MATERIAL:	Carbide

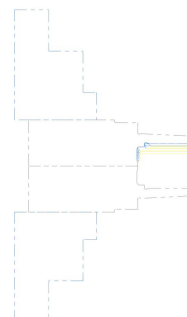


OPERATION INFO

6 - Lathe Rough

CYCLE TIME: 0 HOURS, 0 MINUTES, 10 SECONDS
COMMENT:

SPINDLE SPEED: 295 CSS
FAST FEED: 0.0118 inch/rev
SLOW FEED: 0.0059 inch/min
STOCK TO LEAVE (X): 0.01
STOCK TO LEAVE (Z): 0.005
RETRACT ACTIVE: NO
ENTRY ACTIVE: NO
COOLANT: Flood



TOOL INFO

T4444: Boring Bar - ID Finish .1875 dia. / 55 deg.

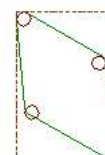
TOP TURRET: YES
ACTIVE SPINDLE: Left
SPINDLE DIRECTION: CCW
SPINDLE SPEED: 295 CSS
FAST FEED: 0.0118 inch/rev
SLOW FEED: 0.0059 inch/min
OFFSET: 44
OFFSET (BACK): NA
INSERT UP: NO
COOLANT: Flood
TIME: 00:00:10



HOLDER:
LENGTH: 4.0
WIDTH: 0.1094
ORIENTATION: Horizontal ANGLE: 0.0
HAND: Right



INSERT:
SHAPE: D (55 deg. diamond)
RADIUS: 0.0078
MATERIAL: Carbide

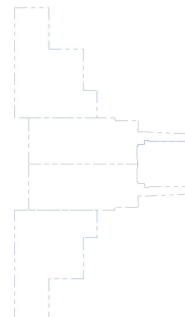


OPERATION INFO

7 - Lathe Finish

CYCLE TIME: 0 HOURS, 0 MINUTES, 4 SECONDS
COMMENT:

SPINDLE SPEED: 295 CSS
FAST FEED: 0.0118 inch/rev
SLOW FEED: 0.0 inch/min
STOCK TO LEAVE (X): 0.0
STOCK TO LEAVE (Z): 0.0
RETRACT ACTIVE: NO
ENTRY ACTIVE: NO
COOLANT: Flood



TOOL INFO

T4444: Boring Bar - ID Finish .1875 dia. / 55 deg.

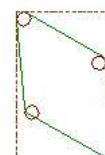
TOP TURRET: YES
ACTIVE SPINDLE: Left
SPINDLE DIRECTION: CCW
SPINDLE SPEED: 295 CSS
FAST FEED: 0.0118 inch/rev
SLOW FEED: 0.0 inch/min
OFFSET: 44
OFFSET (BACK): NA
INSERT UP: NO
COOLANT: Flood
TIME: 00:00:04



HOLDER:
LENGTH: 4.0
WIDTH: 0.1094
ORIENTATION: Horizontal ANGLE: 0.0
HAND: Right



INSERT:
SHAPE: D (55 deg. diamond)
RADIUS: 0.0078
MATERIAL: Carbide

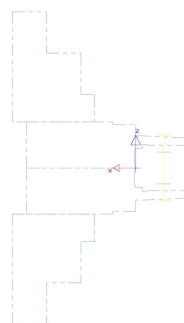


OPERATION INFO

8 - C-Axis Cross Drill - Drill/Counterbore

CYCLE TIME:	0 HOURS, 0 MINUTES, 7 SECONDS
COMMENT:	C-axis Cross Drill

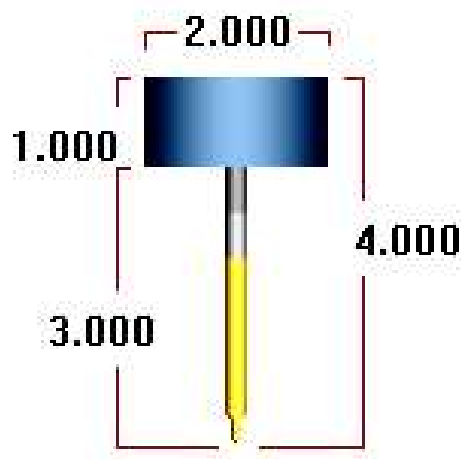
PROGRAM NUMBER:	1
SPINDLE SPEED:	275 RPM
FEEDRATE:	5.0 inch/min
CLEARANCE PLANE:	1.2
RETRACT PLANE:	0.0
FEED PLANE:	0.6002
DEPTH:	-0.31
STOCK TO LEAVE:	0.0
COMP TO TIP:	NO
WORK OFFSET:	-1



TOOL INFO

1/4 CENTERDRILL

TYPE:	Center Drill
NUMBER:	2
DIAMETER:	0.25
CORNER RADIUS:	0.0
LENGTH OFFSET:	2
DIAMETER OFFSET:	2
MATERIAL:	HSS
NUMBER OF FLUTES:	2
FPT: 0.0005	SFM: 69.9607
MFG CODE:	
ASSEMBLY:	
HOLDER:	Default Holder
TIME:	00:00:07

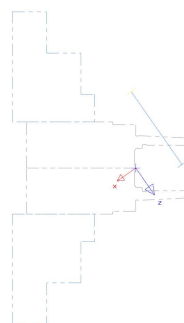


OPERATION INFO

9 - C-Axis Drill - Drill/Counterbore

CYCLE TIME: 0 HOURS, 0 MINUTES, 19 SECONDS
COMMENT:

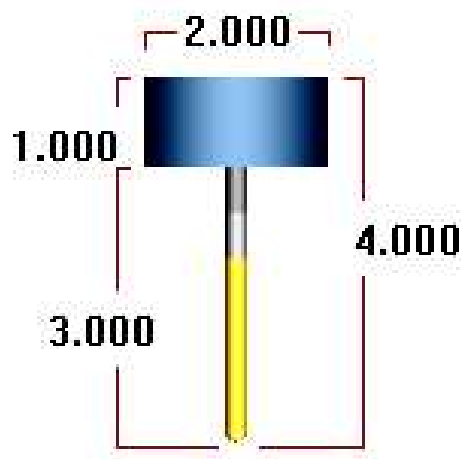
PROGRAM NUMBER: 1
SPINDLE SPEED: 342 RPM
FEEDRATE: 5.0 inch/min
CLEARANCE PLANE: 1.2
RETRACT PLANE: 0.0
FEED PLANE: 1.186
DEPTH: -0.4313
STOCK TO LEAVE: 0.0
COMP TO TIP: NO
WORK OFFSET: -1



TOOL INFO

#7 DRILL

TYPE: Drill
NUMBER: 90
DIAMETER: 0.201
CORNER RADIUS: 0.0
LENGTH OFFSET: 90
DIAMETER OFFSET: 90
MATERIAL: HSS
NUMBER OF FLUTES: 2
FPT: 0.0048 SFM: 399.9479
MFG CODE:
ASSEMBLY:
HOLDER: Default Holder
TIME: 00:00:19

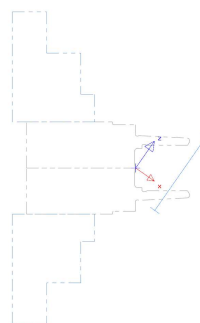


OPERATION INFO

10 - C-Axis Drill - Drill/Counterbore

CYCLE TIME:	0 HOURS, 0 MINUTES, 19 SECONDS
COMMENT:	C-axis Drill

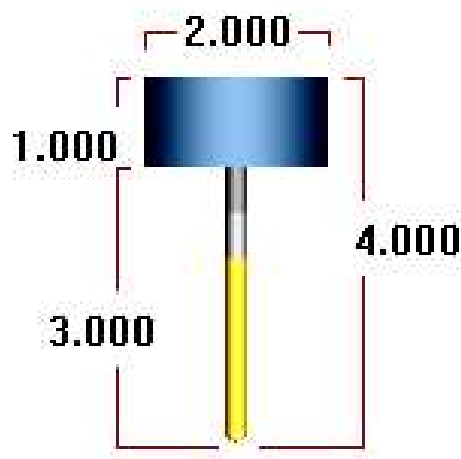
PROGRAM NUMBER:	1
SPINDLE SPEED:	1500 RPM
FEEDRATE:	5.0 inch/min
CLEARANCE PLANE:	1.2
RETRACT PLANE:	0.0
FEED PLANE:	1.186
DEPTH:	-0.4313
STOCK TO LEAVE:	0.0
COMP TO TIP:	NO
WORK OFFSET:	-1



TOOL INFO

#7 DRILL

TYPE:	Drill
NUMBER:	90
DIAMETER:	0.201
CORNER RADIUS:	0.0
LENGTH OFFSET:	90
DIAMETER OFFSET:	90
MATERIAL:	HSS
NUMBER OF FLUTES:	2
FPT: 0.0048	SFM: 399.9479
MFG CODE:	
ASSEMBLY:	
HOLDER:	Default Holder
TIME:	00:00:19

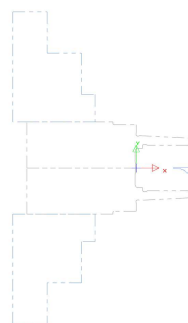


OPERATION INFO

11 - Contour (2D)

CYCLE TIME: 0 HOURS, 0 MINUTES, 14 SECONDS
COMMENT:

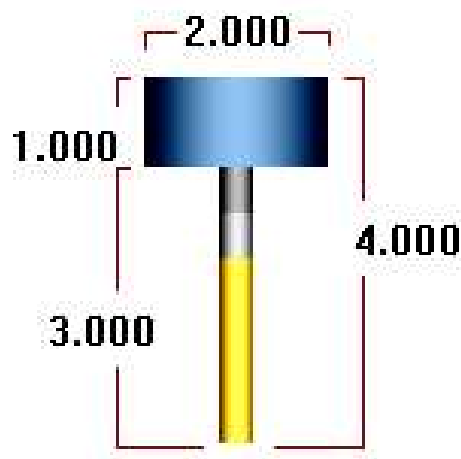
PROGRAM NUMBER: 1
SPINDLE SPEED: 900 RPM
FEEDRATE: 5.0 inch/min
CLEARANCE PLANE: 1.2
RETRACT PLANE: 0.7
FEED PLANE: 0.0
DEPTH: -0.31
STOCK TO LEAVE: 0.0
COMP TO TIP: YES
WORK OFFSET: -1



TOOL INFO

3/8 FLAT ENDMILL

TYPE: Endmill1 Flat
NUMBER: 38
DIAMETER: 0.375
CORNER RADIUS: 0.0
LENGTH OFFSET: 38
DIAMETER OFFSET: 38
MATERIAL: HSS
NUMBER OF FLUTES: 4
FPT: 0.0011 SFM: 139.9869
MFG CODE:
ASSEMBLY:
HOLDER: Default Holder
TIME: 00:00:14

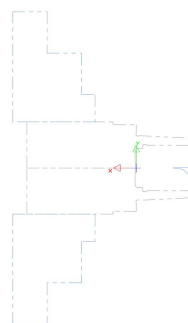


OPERATION INFO

12 - Contour (2D)

CYCLE TIME: 0 HOURS, 0 MINUTES, 14 SECONDS
COMMENT:

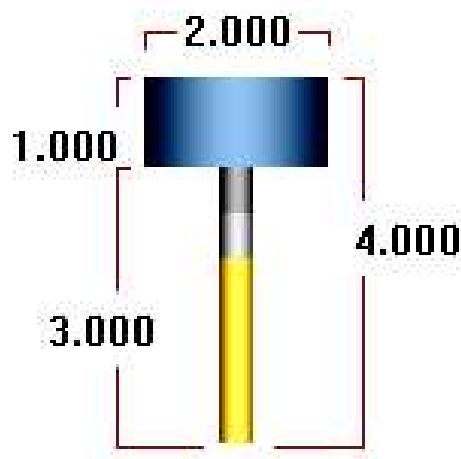
PROGRAM NUMBER: 1
SPINDLE SPEED: 900 RPM
FEEDRATE: 5.0 inch/min
CLEARANCE PLANE: 1.2
RETRACT PLANE: 0.7
FEED PLANE: 0.0
DEPTH: -0.31
STOCK TO LEAVE: 0.0
COMP TO TIP: YES
WORK OFFSET: -1



TOOL INFO

3/8 FLAT ENDMILL

TYPE: Endmill1 Flat
NUMBER: 38
DIAMETER: 0.375
CORNER RADIUS: 0.0
LENGTH OFFSET: 38
DIAMETER OFFSET: 38
MATERIAL: HSS
NUMBER OF FLUTES: 4
FPT: 0.0011 SFM: 139.9869
MFG CODE:
ASSEMBLY:
HOLDER: Default Holder
TIME: 00:00:14

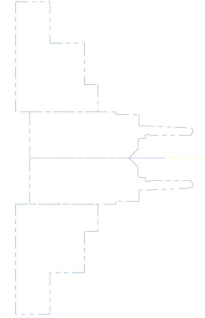


OPERATION INFO

13 - Lathe Drill

CYCLE TIME:	0 HOURS, 0 MINUTES, 0 SECONDS
COMMENT:	

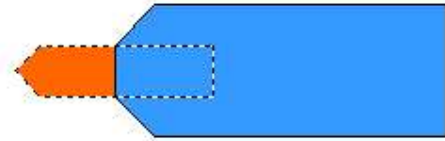
SPINDLE SPEED:	800 RPM
FAST FEED:	10.0 inch/rev
SLOW FEED:	0.0 inch/min
STOCK TO LEAVE (X):	0.0
STOCK TO LEAVE (Z):	0.0
RETRACT ACTIVE:	NO
ENTRY ACTIVE:	NO
COOLANT:	Flood



TOOL INFO

T0303: Drilling Tool - Spot Tool .75 Dia.

TOP TURRET:	YES
ACTIVE SPINDLE:	Left
SPINDLE DIRECTION:	CCW
SPINDLE SPEED:	800 RPM
FAST FEED:	10.0 inch/rev
SLOW FEED:	0.0 inch/min
OFFSET:	3
OFFSET (BACK):	NA
INSERT UP:	NO
COOLANT:	Flood
TIME:	00:00:00



HOLDER:	
LENGTH:	6.5
WIDTH:	2.0
ORIENTATION:	Horizontal
HAND:	Right
ANGLE:	0.0



DRILL:	Countersink
DIAMETER:	0.75
TIP ANGLE:	90.0
MATERIAL:	Carbide



TOOL LIST

Sorted: NO

TOOL INFO**T0101: General Turning Tool - SCLCR 16-3D [CCMT 32.52]**

TOP TURRET:	YES
ACTIVE SPINDLE:	Left
SPINDLE DIRECTION:	CCW
SPINDLE SPEED:	400 CSS
FAST FEED:	0.012 inch/rev
SLOW FEED:	0.0045 inch/rev
OFFSET:	1
OFFSET (BACK):	NA
INSERT UP:	NO
COOLANT:	Flood
TIME:	00:00:36

HOLDER:	SCLCR 16-3D	
LENGTH:	6.0	
WIDTH:	1.25	
ORIENTATION:	Vertical	ANGLE: 0.0
HAND:	Right	

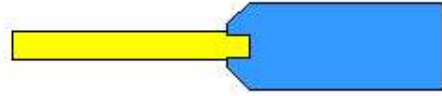
INSERT:	CCMT 32.52
SHAPE:	C (80 deg. diamond)
RADIUS:	0.0313
MATERIAL:	Carbide

USED BY OPERATION:	# 1	1 - Lathe Face
USED BY OPERATION:	# 2	2 - Lathe Rough



TOOL INFO**T2020: Drilling Tool - Lathe Tool #310**

TOP TURRET:	NO
ACTIVE SPINDLE:	Left
SPINDLE DIRECTION:	CCW
SPINDLE SPEED:	1450 RPM
FAST FEED:	0.0032 inch/rev
SLOW FEED:	0.0 inch/min
OFFSET:	20
OFFSET (BACK):	NA
INSERT UP:	YES
COOLANT:	Flood
TIME:	00:00:15



HOLDER:	
LENGTH:	10.0
WIDTH:	0.0
ORIENTATION:	Horizontal
HAND:	Right
ANGLE:	0.0



DRILL:	End Mill
DIAMETER:	0.656
TIP ANGLE:	118.0
MATERIAL:	Carbide



USED BY OPERATION:	# 3	3 - Lathe Drill
--------------------	-----	-----------------


TOOL INFO**T0202: General Turning Tool - PDJNR 2525M 11 [R04]**

TOP TURRET:	YES
ACTIVE SPINDLE:	Left
SPINDLE DIRECTION:	CCW
SPINDLE SPEED:	600 CSS
FAST FEED:	0.003 inch/rev
SLOW FEED:	0.0039 inch/rev
OFFSET:	2
OFFSET (BACK):	NA
INSERT UP:	NO
COOLANT:	Flood
TIME:	00:00:25

HOLDER:	PDJNR 2525M 11
LENGTH:	150.0
WIDTH:	32.0
ORIENTATION:	Vertical ANGLE: 0.0
HAND:	Right

INSERT:	DNMG 11 04 04
SHAPE:	D (55 deg. diamond)
RADIUS:	0.0157
MATERIAL:	Carbide

USED BY OPERATION:	# 4	4 - Lathe Finish
USED BY OPERATION:	# 5	5 - Lathe Finish



TOOL INFO**T4444: Boring Bar - ID Finish .1875 dia. / 55 deg.**

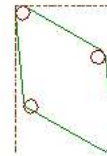
TOP TURRET:	YES
ACTIVE SPINDLE:	Left
SPINDLE DIRECTION:	CCW
SPINDLE SPEED:	295 CSS
FAST FEED:	0.0118 inch/rev
SLOW FEED:	0.0059 inch/min
OFFSET:	44
OFFSET (BACK):	NA
INSERT UP:	NO
COOLANT:	Flood
TIME:	00:00:15



HOLDER:	
LENGTH:	4.0
WIDTH:	0.1094
ORIENTATION:	Horizontal
HAND:	Right
ANGLE:	0.0



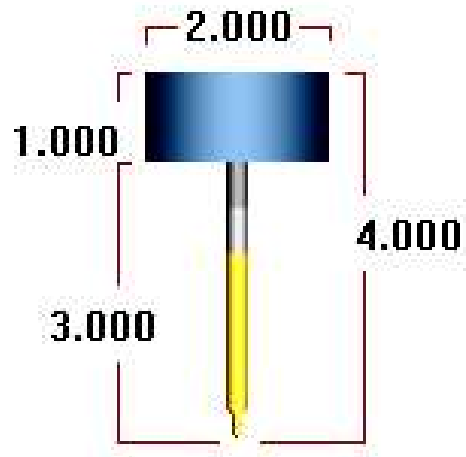
INSERT:	
SHAPE:	D (55 deg. diamond)
RADIUS:	0.0078
MATERIAL:	Carbide



USED BY OPERATION:	# 6	6 - Lathe Rough
USED BY OPERATION:	# 7	7 - Lathe Finish

TOOL INFO**1/4 CENTERDRILL**

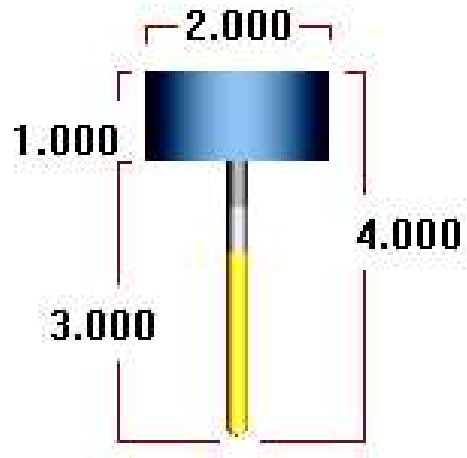
TYPE:	Center Drill
NUMBER:	2
DIAMETER:	0.25
CORNER RADIUS:	0.0
LENGTH OFFSET:	2
DIAMETER OFFSET:	2
MATERIAL:	HSS
NUMBER OF FLUTES:	2
FPT: 0.0005	SFM: 69.9607
MFG CODE:	
ASSEMBLY:	
HOLDER:	Default Holder
TIME:	00:00:07



USED BY OPERATION:	# 8	8 - C-Axis Cross Drill - Drill/Counterbore
--------------------	-----	--

TOOL INFO**#7 DRILL**

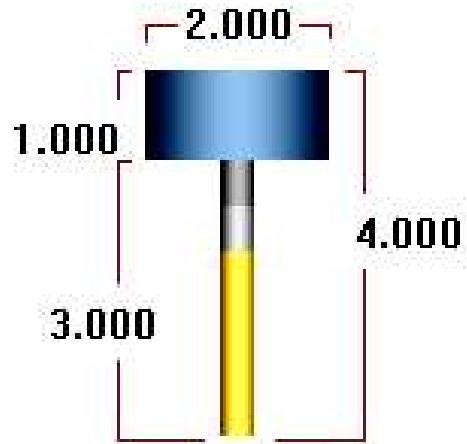
TYPE:	Drill
NUMBER:	90
DIAMETER:	0.201
CORNER RADIUS:	0.0
LENGTH OFFSET:	90
DIAMETER OFFSET:	90
MATERIAL:	HSS
NUMBER OF FLUTES:	2
FPT: 0.0048	SFM: 399.9479
MFG CODE:	
ASSEMBLY:	
HOLDER:	Default Holder
TIME:	00:00:38



USED BY OPERATION:	# 9	9 - C-Axis Drill - Drill/Counterbore
USED BY OPERATION:	# 10	10 - C-Axis Drill - Drill/Counterbore

TOOL INFO**3/8 FLAT ENDMILL**

TYPE:	Endmill1 Flat
NUMBER:	38
DIAMETER:	0.375
CORNER RADIUS:	0.0
LENGTH OFFSET:	38
DIAMETER OFFSET:	38
MATERIAL:	HSS
NUMBER OF FLUTES:	4
FPT: 0.0011	SFM: 139.9869
MFG CODE:	
ASSEMBLY:	
HOLDER:	Default Holder
TIME:	00:00:28



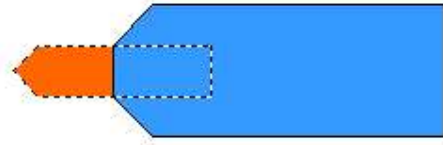
USED BY OPERATION:	# 11	11 - Contour (2D)
USED BY OPERATION:	# 12	12 - Contour (2D)

TOOL INFO**T0303: Drilling Tool - Spot Tool .75 Dia.**

TOP TURRET:	YES
ACTIVE SPINDLE:	Left
SPINDLE DIRECTION:	CCW
SPINDLE SPEED:	800 RPM
FAST FEED:	10.0 inch/rev
SLOW FEED:	0.0 inch/min
OFFSET:	3
OFFSET (BACK):	NA
INSERT UP:	NO
COOLANT:	Flood
TIME:	00:00:00

HOLDER:		
LENGTH:	6.5	
WIDTH:	0.0	
ORIENTATION:	Horizontal	ANGLE: 0.0
HAND:	Right	

DRILL:	Countersink
DIAMETER:	0.75
TIP ANGLE:	90.0
MATERIAL:	Carbide



USED BY OPERATION:	# 13	13 - Lathe Drill
--------------------	------	------------------

WORK OFFSETS

OFFSET INFO

NUMBER: -1	PLANE:	ORIGIN: X0.0, Z0.0
USED BY OPERATION: # 1	1 - Lathe Face	
USED BY OPERATION: # 2	2 - Lathe Rough	
USED BY OPERATION: # 3	3 - Lathe Drill	
USED BY OPERATION: # 4	4 - Lathe Finish	
USED BY OPERATION: # 5	5 - Lathe Finish	
USED BY OPERATION: # 6	6 - Lathe Rough	
USED BY OPERATION: # 7	7 - Lathe Finish	
USED BY OPERATION: # 8	8 - C-Axis Cross Drill - Drill/Counterbore	
USED BY OPERATION: # 9	9 - C-Axis Drill - Drill/Counterbore	
USED BY OPERATION: # 10	10 - C-Axis Drill - Drill/Counterbore	
USED BY OPERATION: # 11	11 - Contour (2D)	
USED BY OPERATION: # 12	12 - Contour (2D)	
USED BY OPERATION: # 13	13 - Lathe Drill	

OFFSET INFO

NUMBER: -1	PLANE:	ORIGIN: X0.0, Z0.0
USED BY OPERATION: # 1	1 - Lathe Face	
USED BY OPERATION: # 2	2 - Lathe Rough	
USED BY OPERATION: # 3	3 - Lathe Drill	
USED BY OPERATION: # 4	4 - Lathe Finish	
USED BY OPERATION: # 5	5 - Lathe Finish	
USED BY OPERATION: # 6	6 - Lathe Rough	
USED BY OPERATION: # 7	7 - Lathe Finish	
USED BY OPERATION: # 8	8 - C-Axis Cross Drill - Drill/Counterbore	
USED BY OPERATION: # 9	9 - C-Axis Drill - Drill/Counterbore	
USED BY OPERATION: # 10	10 - C-Axis Drill - Drill/Counterbore	
USED BY OPERATION: # 11	11 - Contour (2D)	
USED BY OPERATION: # 12	12 - Contour (2D)	
USED BY OPERATION: # 13	13 - Lathe Drill	

OFFSET INFO

NUMBER: -1	PLANE:	ORIGIN: X0.0, Z0.0
USED BY OPERATION: # 1	1 - Lathe Face	
USED BY OPERATION: # 2	2 - Lathe Rough	
USED BY OPERATION: # 3	3 - Lathe Drill	
USED BY OPERATION: # 4	4 - Lathe Finish	
USED BY OPERATION: # 5	5 - Lathe Finish	
USED BY OPERATION: # 6	6 - Lathe Rough	
USED BY OPERATION: # 7	7 - Lathe Finish	
USED BY OPERATION: # 8	8 - C-Axis Cross Drill - Drill/Counterbore	
USED BY OPERATION: # 9	9 - C-Axis Drill - Drill/Counterbore	
USED BY OPERATION: # 10	10 - C-Axis Drill - Drill/Counterbore	
USED BY OPERATION: # 11	11 - Contour (2D)	
USED BY OPERATION: # 12	12 - Contour (2D)	
USED BY OPERATION: # 13	13 - Lathe Drill	

OFFSET INFO

NUMBER: -1	PLANE:	ORIGIN: X0.0, Z0.0
USED BY OPERATION: # 1	1 - Lathe Face	
USED BY OPERATION: # 2	2 - Lathe Rough	
USED BY OPERATION: # 3	3 - Lathe Drill	
USED BY OPERATION: # 4	4 - Lathe Finish	
USED BY OPERATION: # 5	5 - Lathe Finish	
USED BY OPERATION: # 6	6 - Lathe Rough	
USED BY OPERATION: # 7	7 - Lathe Finish	
USED BY OPERATION: # 8	8 - C-Axis Cross Drill - Drill/Counterbore	
USED BY OPERATION: # 9	9 - C-Axis Drill - Drill/Counterbore	
USED BY OPERATION: # 10	10 - C-Axis Drill - Drill/Counterbore	
USED BY OPERATION: # 11	11 - Contour (2D)	
USED BY OPERATION: # 12	12 - Contour (2D)	
USED BY OPERATION: # 13	13 - Lathe Drill	

OFFSET INFO

NUMBER: -1	PLANE:	ORIGIN: X0.0, Z0.0
USED BY OPERATION: # 1	1 - Lathe Face	
USED BY OPERATION: # 2	2 - Lathe Rough	
USED BY OPERATION: # 3	3 - Lathe Drill	
USED BY OPERATION: # 4	4 - Lathe Finish	
USED BY OPERATION: # 5	5 - Lathe Finish	
USED BY OPERATION: # 6	6 - Lathe Rough	
USED BY OPERATION: # 7	7 - Lathe Finish	
USED BY OPERATION: # 8	8 - C-Axis Cross Drill - Drill/Counterbore	
USED BY OPERATION: # 9	9 - C-Axis Drill - Drill/Counterbore	
USED BY OPERATION: # 10	10 - C-Axis Drill - Drill/Counterbore	
USED BY OPERATION: # 11	11 - Contour (2D)	
USED BY OPERATION: # 12	12 - Contour (2D)	
USED BY OPERATION: # 13	13 - Lathe Drill	

OFFSET INFO

NUMBER: -1	PLANE:	ORIGIN: X0.0, Z0.0
USED BY OPERATION: # 1	1 - Lathe Face	
USED BY OPERATION: # 2	2 - Lathe Rough	
USED BY OPERATION: # 3	3 - Lathe Drill	
USED BY OPERATION: # 4	4 - Lathe Finish	
USED BY OPERATION: # 5	5 - Lathe Finish	
USED BY OPERATION: # 6	6 - Lathe Rough	
USED BY OPERATION: # 7	7 - Lathe Finish	
USED BY OPERATION: # 8	8 - C-Axis Cross Drill - Drill/Counterbore	
USED BY OPERATION: # 9	9 - C-Axis Drill - Drill/Counterbore	
USED BY OPERATION: # 10	10 - C-Axis Drill - Drill/Counterbore	
USED BY OPERATION: # 11	11 - Contour (2D)	
USED BY OPERATION: # 12	12 - Contour (2D)	
USED BY OPERATION: # 13	13 - Lathe Drill	